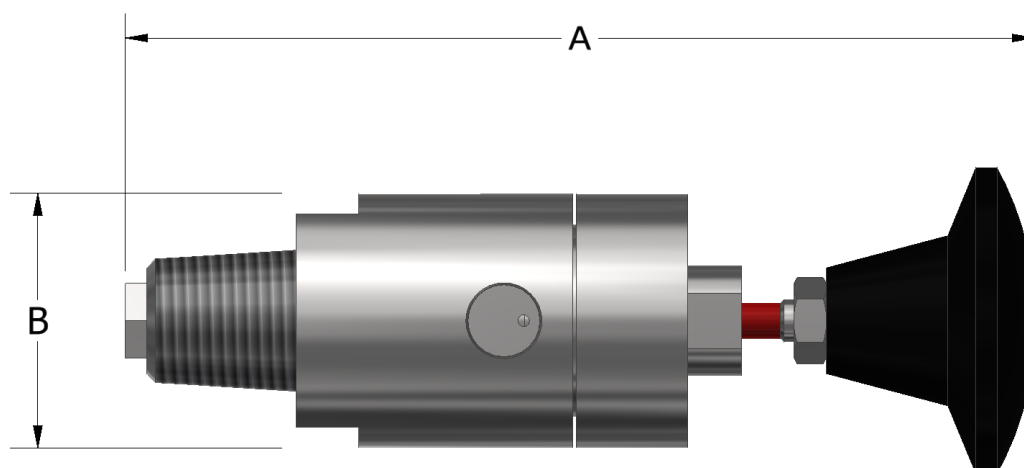


OPERATION

The Ruelco standard VC-2 Velocity Check Valve is a 2-way, 2 position control valve. It is ideal for line break or process upset detection when using pipeline process pressure to operate an actuated valve. The valve is designed to operate with liquid or gas process fluids with pressures ranging from 100 to 10,000 psi. The valve incorporates a unique soft seal design to ensure zero leakage while also providing visual trip indication. Flow line pressure must be removed in order to properly reset the valve by pushing on the knob.

FEATURES

- 316 stainless steel construction
- Will operate with flowline pressures as low as 100 psi
- Viton O-rings are utilized for dependability
- Soft seal design ensures zero leakage
- Red band on shaft provides positive indication that the velocity check valve has operated
- May be used in pneumatic or hydraulic systems



DIMENSIONS

A (OPEN / CLOSED)	5.02" / 5.25" (127.5 / 133.4 mm)
B	1.50" (38.1 mm)
INLET PORT SIZE	1/2" MNPT
OUTLET PORT SIZE	1/4" FNPT
WEIGHT	1.3 LBS (.6 Kg)

PHONE: 504-340-0055
FAX: 504-340-0056
EMAIL: SALES@RUELCO.COM

1209 DISTRIBUTORS ROW
NEW ORLEANS, LA 70123

VELOCITY CHECK VALVE

PARTS LIST

ITEM	QUANTITY	DESCRIPTION	MATERIAL
1A	1	BLACK KNOB	PHENOLIC
1B	-	RED KNOB	PHENOLIC
1C	-	GREEN KNOB	PHENOLIC
2	1	LOCK NUT	316 ST. STL.
3	1	CAP	316 ST. STL.
4	1	SLEEVE	316 ST. STL.
5*	1	UPPER SEAL	FLUOROCARBON
6*	1	SHAFT SEAL	FLUOROCARBON
7	1	SHAFT	316 ST. STL.
8	1	BODY	316 ST. STL.
9*	1	LOWER SEAL	FLUOROCARBON
10	1	PUSH ROD	316 ST. STL.
11*`	1	SEAL	FLUOROCARBON
12	1	BALL	316 ST. STL.
13	1	RETAINER SCREW	316 ST. STL.

* INDICATES ITEMS IN THE REPAIR KIT

SPECIFICATIONS

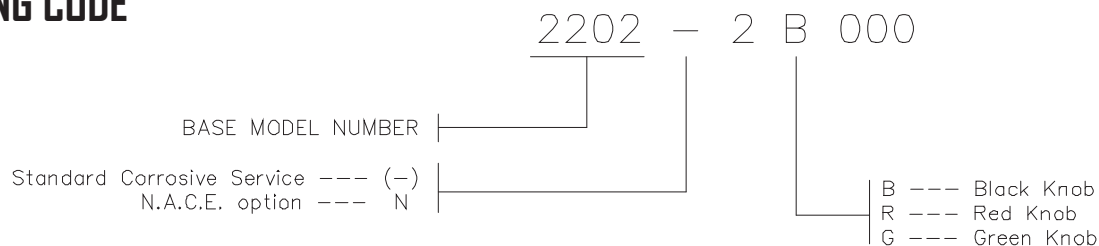
MAXIMUM WORKING PRESSURE	10,000 PSI (690 BAR)
VALVE OPERATION RANGE	100 PSI (6.7 BAR) 10,000 PSI (690 BAR)
AMBIENT TEMPERATURE RANGE	-20° TO 250° F -20° TO 122° C

REPAIR KIT

- 22-016-000

OTHER TEMPERATURE RANGES AND SEAL COMPOUNDS AVAILABLE UPON REQUEST

ORDERING CODE



PHONE: 504-340-0055
 FAX: 504-340-0056
 EMAIL: SALES@RUELCO.COM

1209 DISTRIBUTORS ROW
 NEW ORLEANS, LA 70123

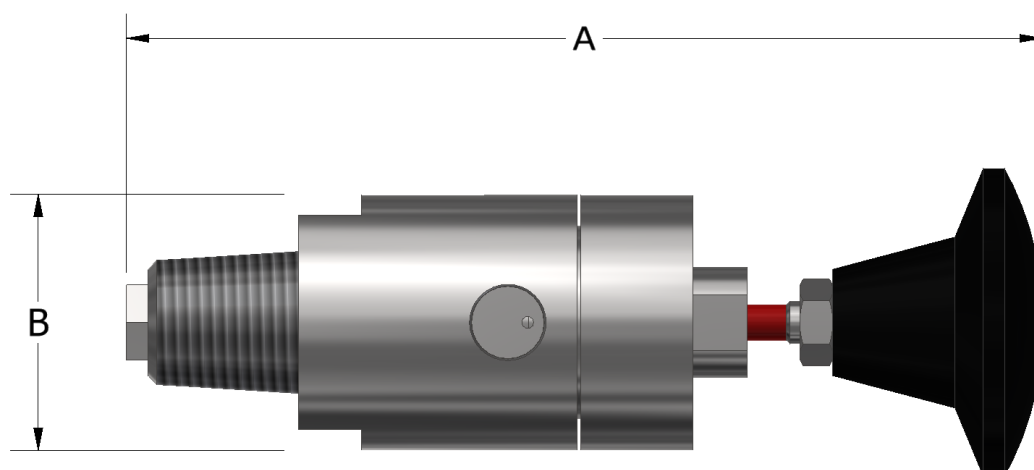
VELOCITY CHECK VALVE

OPERATION

The Ruelco VC-2 Velocity Check Valve with the automatic return spring is a 2-way, 2 position control valve. It is ideal for line break or process upset detection when using pipeline process pressure to operate an actuated valve. The valve is designed to operate with liquid or gas process fluids with pressures ranging from 100 to 10,000 psi. The valve incorporates a unique soft seal design to ensure zero leakage while also providing visual trip indication. Flow line pressure must be removed in order to properly reset the valve by pushing on the knob.

FEATURES

- 316 stainless steel construction
- Will operate with flowline pressures as low as 100 psi
- Viton O-rings are utilized for dependability
- Soft seal design ensures zero leakage
- Red band on shaft provides positive indication that the velocity check valve has operated
- May be used in pneumatic or hydraulic systems



DIMENSIONS

A (OPEN / CLOSED)	5.02" / 5.25" (127.5 / 133.4 mm)
B	1.50" (38.1 mm)
INLET PORT SIZE	1/2" MNPT
OUTLET PORT SIZE	1/4" FNPT
WEIGHT	1.3 LBS (.6 Kg)

PHONE: 504-340-0055
FAX: 504-340-0056
EMAIL: SALES@RUELCO.COM

1209 DISTRIBUTORS ROW
NEW ORLEANS, LA 70123

VELOCITY CHECK VALVE AUTO RETURN

PARTS LIST

ITEM	QUANTITY	DESCRIPTION	MATERIAL
1	1	BLACK KNOB	PHENOLIC
2	1	LOCK NUT	316 ST. STL.
3	1	CAP	316 ST. STL.
4	1	SLEEVE	316 ST. STL.
5*	1	UPPER SEAL	FLUOROCARBON
6*	1	SHAFT SEAL	FLUOROCARBON
7	1	SHAFT	316 ST. STL.
8	1	BODY	316 ST. STL.
9*	1	LOWER SEAL	FLUOROCARBON
10	1	PUSH ROD	316 ST. STL.
11*`	1	SEAL	PEEK
12	1	BALL	TUNGSTEN CARBIDE
13	1	RETAINER SCREW	316 ST. STL.
14	1	AUTOMATIC RETURN SPRING	316 ST. STL.

* INDICATES ITEMS IN THE REPAIR KIT

SPECIFICATIONS

MAXIMUM WORKING PRESSURE	10,000 PSI (690 BAR)
VALVE OPERATION RANGE	100 PSI (6.7 BAR) 10,000 PSI (690 BAR)
AMBIENT TEMPERATURE RANGE	-20° TO 250° F -20° TO 122° C

REPAIR KIT

- 22-016-000

OTHER TEMPERATURE RANGES AND SEAL COMPOUNDS AVAILABLE UPON REQUEST

ORDERING CODE

2202SA0003

BASE MODEL NUMBER

PHONE: 504-340-0055
FAX: 504-340-0056
EMAIL: SALES@RUELCQ.COM

1209 DISTRIBUTORS ROW
NEW ORLEANS, LA 70123

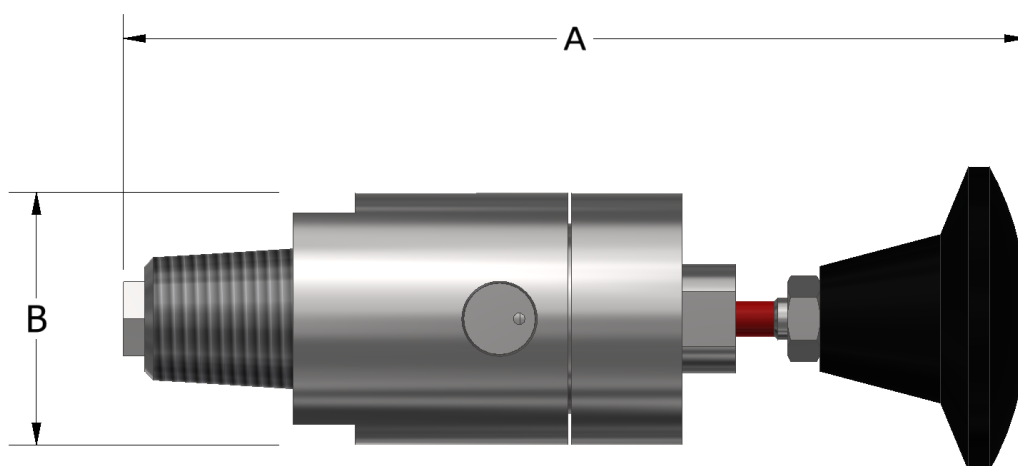
VELOCITY CHECK VALVE AUTO RETURN

OPERATION

The Ruelco Manual Reset VC-2 Velocity Check Valve is a 2-way, 2 position control valve. It is ideal for line break or process upset detection when using pipeline process pressure to operate an actuated valve. The valve is designed to operate with liquid or gas process fluids with pressures ranging from 100 to 10,000 psi. The valve incorporates a unique soft seal design to ensure zero leakage while also providing visual trip indication. Designed with a special PEEK seat, the velocity check valve can be manually reset with full flow line pressure present at the inlet.

FEATURES

- 316 stainless steel construction
- Will operate with flowline pressures as low as 100 psi
- Viton O-rings are utilized for dependability
- Soft seal design ensures zero leakage
- Red band on shaft provides positive indication that the velocity check valve has operated
- May be used in pneumatic or hydraulic systems



DIMENSIONS

A (OPEN / CLOSED)	5.02" / 5.25" (127.5 / 133.4 mm)
B	1.50" (38.1 mm)
INLET PORT SIZE	1/2" MNPT
OUTLET PORT SIZE	1/4" FNPT
WEIGHT	1.3 LBS (.6 Kg)

PHONE: 504-340-0055
FAX: 504-340-0056
EMAIL: SALES@RUELCO.COM

1209 DISTRIBUTORS ROW
NEW ORLEANS, LA 70123

VELOCITY CHECK VALVE MANUAL

PARTS LIST

ITEM	QUANTITY	DESCRIPTION	MATERIAL
1A	1	BLACK KNOB	PHENOLIC
1B	-	RED KNOB	PHENOLIC
1C	-	GREEN KNOB	PHENOLIC
2	1	LOCK NUT	316 ST. STL.
3	1	CAP	316 ST. STL.
4	1	SLEEVE	316 ST. STL.
5*	1	UPPER SEAL	FLUOROCARBON
6*	1	SHAFT SEAL	FLUOROCARBON
7	1	SHAFT	316 ST. STL.
8	1	BODY	316 ST. STL.
9*	1	LOWER SEAL	FLUOROCARBON
10	1	PUSH ROD	316 ST. STL.
11*	1	SEAL	PEEK
12	1	BALL	316 ST. STL.
13	1	RETAINER SCREW	316 ST. STL.

* INDICATES ITEMS IN THE REPAIR KIT

SPECIFICATIONS

MAXIMUM WORKING PRESSURE	10,000 PSI (690 BAR)
VALVE OPERATION RANGE	100 PSI (6.7 BAR) 10,000 PSI (690 BAR)
AMBIENT TEMPERATURE RANGE	-20° TO 250° F -20° TO 122° C

ORDERING CODE

2202SA0008

BASE MODEL NUMBER

REPAIR KIT

- 22-019-000

OTHER TEMPERATURE RANGES AND SEAL COMPOUNDS AVAILABLE UPON REQUEST

VELOCITY CHECK VALVE MANUAL

PHONE: 504-340-0055
 FAX: 504-340-0056
 EMAIL: SALES@RUELCO.COM

1209 DISTRIBUTORS ROW
 NEW ORLEANS, LA 70123